

Seed Pictures: Show these pictures and discuss how whatever seed you plant (“sow”) will grow into something based on what type of seed it was. Tomato seeds grow into tomatoes, sunflower seeds grow into sunflowers, etc.



Sowing and Reaping Seeds Activity Instructions:

- Scripture: Read and discuss Galatians 6:7-9. Explain that when we plant seeds, that's called "sowing." Picking the fruits/vegetables that grow from seeds is called "reaping."
- Sorting Brown Seeds into Corruption/ Everlasting Life Packets: Cut out the brown seeds and put them all together in a pile. Let everyone take turns choosing one seed out of the pile. As each seed is chosen, discuss if it would be a seed of corruption or a seed of life everlasting. Sort them by placing them into the correct seed packet. Put it into the corruption packet if it's a wrong choice or the everlasting life packet if it's a good choice. Which seed packet do you think will grow into the best plant?
- Tree Chart: Once the packets are filled with the seeds, work together to "plant" them on the "Whatever a man soweth, that shall he also reap" chart. Place the everlasting life seeds in the ground on the left side and the corruption seeds on the right side. Look at the pictures of what the seeds will grow into. Which of these trees looks better? Discuss how our actions have consequences. The choices we make (the seeds we plant) determine consequences and blessings we'll receive. When we make wrong choices, the consequences aren't positive. Remind them of how great the blessings are for making right choices and how Christ can help us when we make wrong choices.
- Additional Seeds we Can Sow: Have kids write additional ideas of "seeds" they must sow in order to "reap" blessings on the extra blank seeds.
- What are some "fruits" that come because of good decisions?

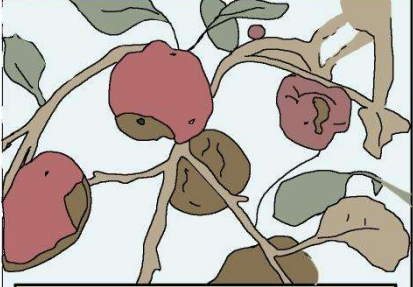

Corruption and Everlasting life **SEEDS**

GALATIANS 6:7-9




Corruption/Everlasting Life Seed Packets: Cut these apart, fold them, and tape the bottom and sides shut (leave an opening in the top to place the seeds in). As you sort through the brown seeds, place the good seeds into the everlasting life packet and the bad seeds into the corruption packet. Which seed packet do you think will grow into the best plant?

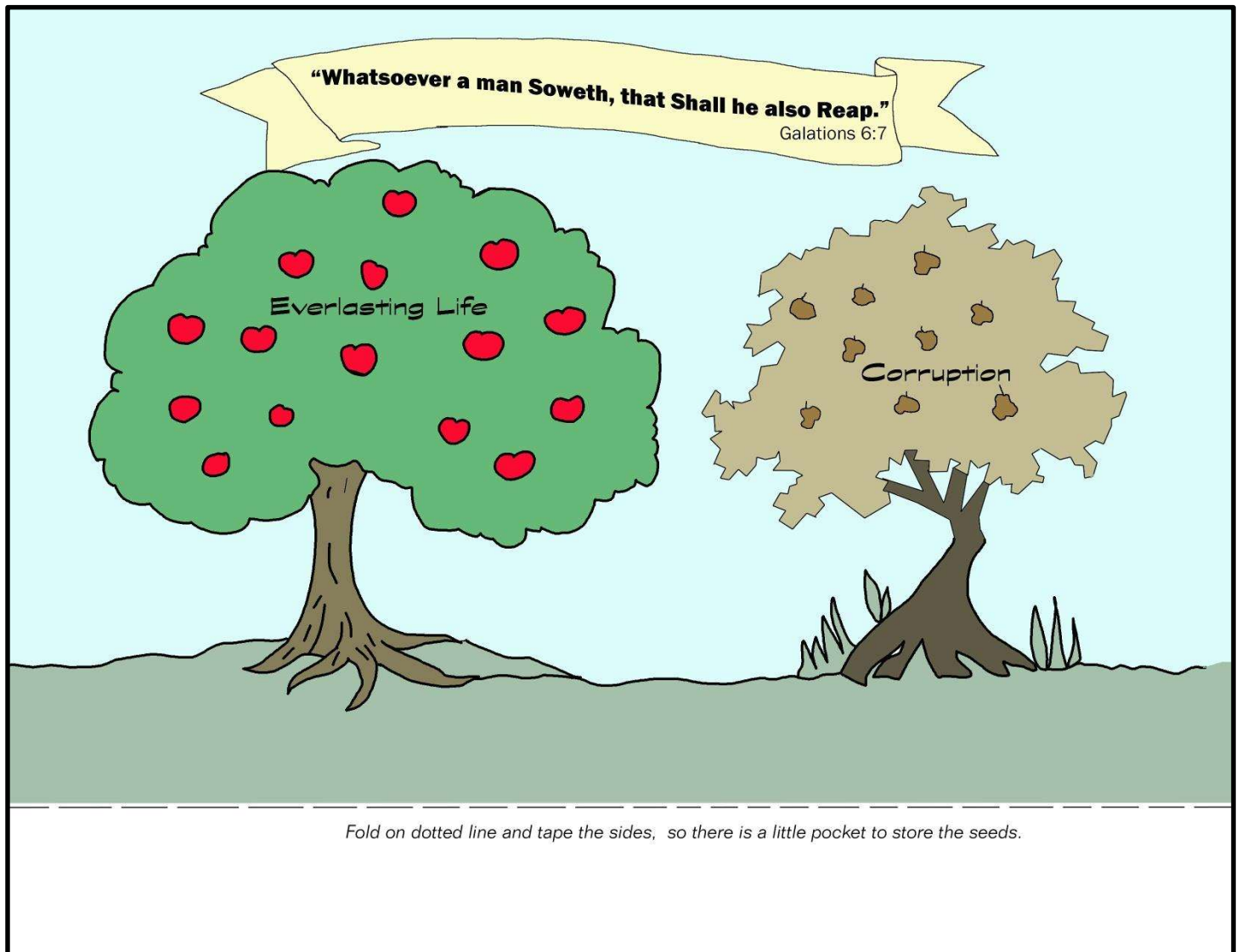
*Seed
Packets*

	<p style="text-align: center;">Corruption</p>  <p style="text-align: center;">“He that soweth to his flesh shall of the flesh reap corruption” Gal 6:8</p>
	<p style="text-align: center;">Life Everlasting</p>  <p style="text-align: center;">“He that soweth to the spirit shall of the Spirit reap life everlasting” Gal 6:8</p>

Tree Chart: Once the packets are filled with the seeds, work together to “plant” them on this chart. Place the everlasting life seeds in the ground on the left side and the corruption seeds on the right side. Look at the pictures of what the seeds will grow into. Which of these trees looks better? Discuss how our actions have consequences. The choices we make (the seeds we plant) determine consequences and blessings we’ll receive. When we make good choices, good things can grow. When we make wrong choices, the consequences aren’t positive. Remind them of how great the blessings are for making right choices and how Christ can help us when we make wrong choices.



Color Version of Tree Chart:



Created by Crystal from www.theredcrystal.org