



**READY-TO-USE**

**Come, Follow Me**

**Hands-On  
Learning**



**BOOK OF MORMON  
WEEKS 1-13**



*Printable* **PAGES**

[WWW.COMEFOLLOWMEKID.COM](http://WWW.COMEFOLLOWMEKID.COM)



# Printable PAGES

Feel free to print and use any or all of the following pages to aid in teaching children.

If you would like to save on ink and purchase a physical copy of a book containing all of these ready-to-use activities, please visit our website ([www.comefollowmekid.com](http://www.comefollowmekid.com)).

[WWW.COMEFOLLOWMEKID.COM](http://www.comefollowmekid.com)



# INTRODUCTION

We created these hands-on sheets because we are passionate about teaching the gospel of Christ through the *Come, Follow Me* curriculum from the Church of Jesus Christ of Latter-Day Saints. We know that it helps bring people closer to Christ, and we want to make preparation easier for anyone teaching this curriculum to children.

This book is packed full of activities that can be cut out and used immediately to aid in teaching the first 13 weeks of Book of Mormon material from the *Come, Follow Me* manuals. There are a handful of activities for each week. Feel free to use them all throughout the week or just pick and choose one or two of the weekly activities that best fit your needs.

Our websites have additional links to videos, stories, treat ideas, and more activities that can go along with the curriculum. Feel free to use them to supplement your teaching from the manuals as well.

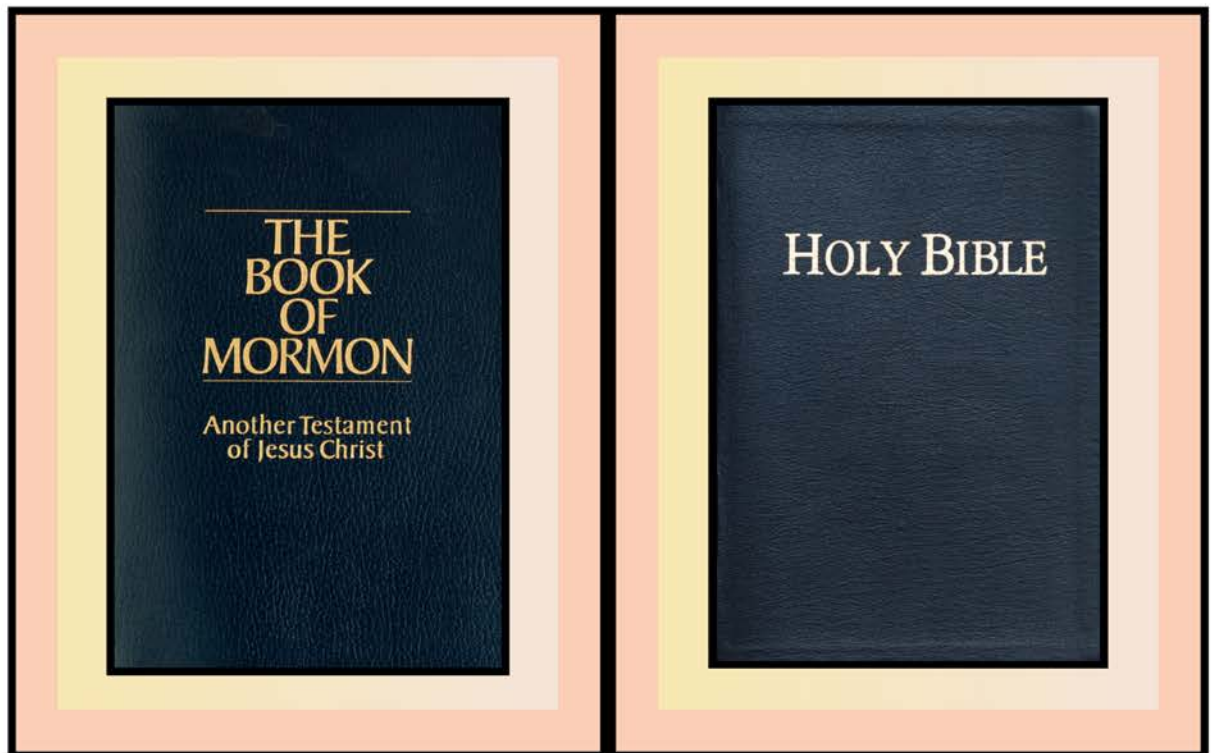
We sincerely hope these materials help you enjoy teaching the gospel!

Love,  
Crystal and Mitzi  
[www.theredcrystal.org](http://www.theredcrystal.org)  
[www.comefollowmekid.com](http://www.comefollowmekid.com)

# WEEK 1

## BIBLE / BOOK OF MORMON GAME

**INSTRUCTIONS: TAPE PICTURES OF THE BIBLE AND BOOK OF MORMON ONTO OPPOSITE WALLS IN A ROOM. READ THE SCRIPTURES ABOUT CHRIST AND DESCRIPTIONS OF THE BOOKS FROM THE NEXT PAGE OUT LOUD (OR SHARE SOME OF YOUR OWN FAVORITE SCRIPTURES ABOUT CHRIST). HAVE THE KIDS STAND BY THE BOOK THEY THINK EACH SCRIPTURE/DESCRIPTION IS ABOUT. HELP THEM SEE THAT BOTH BOOKS TESTIFY OF JESUS CHRIST AND TEACH US ABOUT HIM.**



Introductory Pages of the Book of Mormon



# WEEK 1

## BIBLE OR BOOK OF MORMON GAME CONTINUED

...At the name of Jesus every knee should bow, of things in heaven, and things in earth, and things under the earth; And... every tongue should confess that Jesus Christ is Lord, to the glory of God the Father.  
(Bible *Philippians 2:10-11*)

And we talk of Christ, we rejoice in Christ, we preach of Christ, we prophesy of Christ, and we write according to our prophecies, that our children may know to what source they may look for a remission of their sins.  
(Book of Mormon *2 Nephi 25:26*)

And he shall be called Jesus Christ, the Son of God, the Father of heaven and earth, the Creator of all things from the beginning; and his mother shall be called Mary.  
(Book of Mormon *Mosiah 3:8*)

The Lord is my rock, and my fortress, and my deliverer; my God, my strength, in whom I will trust; my buckler, and the horn of my salvation, and my high tower.  
(Bible *Psalms 18:2*)

And now, my sons, remember, remember that it is upon the rock of our Redeemer, who is Christ, the Son of God, that ye must build your foundation  
(Book of Mormon *Helaman 5:12*)

Jesus...went about doing good.  
(Bible *Acts 10:38*)

For behold, and also his blood atoneth for the sins of those who have fallen by the transgression of Adam, who have died not knowing the will of God concerning them, or who have ignorantly sinned.  
(Book of Mormon *Mosiah 3:11*)

This book teaches about Jesus visiting the Americas after He was resurrected.  
(Book of Mormon)

This book teaches about the birth of Jesus Christ.  
(Both the Bible and the Book of Mormon)

This book teaches about the Atonement of Jesus Christ.  
(Both the Bible and the Book of Mormon)



This book teaches about the resurrection of Jesus Christ.  
(Both the Bible and the Book of Mormon)

This book can help me have faith in Jesus Christ.  
(Both the Bible and the Book of Mormon)

# WEEK 1



## CLUE GAME

When describing this, 3 men named Oliver Cowdery, David Whitmer and Martin Harris said, "It is marvelous in our eyes."




Joseph Smith called this "The most correct of any book on Earth."

An angel named Moroni told Joseph Smith that this book had the fulness of the everlasting gospel in it.




Joseph Smith said that this is "the keystone of our religion."

It was written to convince people "that Jesus is the Christ, the Eternal God."



President Nelson promised that as we study this book, "...the windows of Heaven will open, and you will receive answers to your own questions and direction for your own life."



**INSTRUCTIONS: GIVE CHILDREN THE CLUES ON THIS PAGE TO SEE IF THEY CAN GUESS WHAT THEY ARE ALL DESCRIBING. YOU CAN CUT THEM OUT AND HIDE THEM SOMEWHERE IN THE ROOM FOR THE KIDS TO FIND, PULL THEM OUT OF A BOWL/BAG, OR JUST READ THEM OUT LOUD ONE AT A TIME.**

# WEEK 1

**INSTRUCTIONS: PRAY FOR REVELATION ON HOW TO MAKE YOUR STUDY OF THE BOOK OF MORMON EFFECTIVE. FILL OUT THIS CHART, CUT IT OUT, AND DISPLAY IT SOMEWHERE WHERE IT WILL HELP YOU REMEMBER YOUR PLAN THROUGHOUT THE YEAR.**

PLAN FOR READING THE BOOK OF MORMON THIS YEAR	
<b>TIME:</b>	<b>WAYS I WILL INVITE THE HOLY GHOST:</b>
<b>PLACE:</b>	

*"I promise that as you ponder what you study [in the Book of Mormon], the windows of heaven will open, and you will receive answers to your own questions and direction for your own life" (President Russell M. Nelson, "The Book of Mormon: What Would Your Life Be Like Without It?," Ensign or Liahona, Nov. 2017, 62-63).*



# WEEK 2

## LEHI'S FAMILY SORT

**INSTRUCTIONS: WE CAN LEARN A LOT FROM LEHI'S FAMILY! JUST LIKE US, SOMETIMES THEY DID A GREAT JOB OF FOLLOWING THE LORD, AND SOMETIMES THEY MADE MISTAKES. CUT OUT THESE CARDS. TAKE TURNS CHOOSING ONE OUT OF AN UPSIDE-DOWN PILE. SORT THEM INTO THE CATEGORY EACH WOULD BELONG TO ON THE FOLLOWING PAGE.**

Lehi "prayed unto the Lord, even with all his heart, in behalf of his people" (1 Nephi 1:5).

Lehi "testified that the things which he saw and heard... manifested plainly of the coming of a Messiah, and also the redemption of the world" (1 Nephi 1:19).

The Lord commanded Lehi to take his family into the wilderness, and Lehi "was obedient unto the word of the Lord." (1 Nephi 2:2-3)

Laman and Lemuel "did murmur in many things against their father." (1 Nephi 2:11)

Nephi prayed, and the Lord softened his heart to believe the words his father spoke. (1 Nephi 2:16)

Nephi said, "I will go and do the things which the Lord hath commanded, for I know that the Lord giveth no commandments unto the children of men, save he shall prepare a way for them that they may accomplish the thing which he commandeth them." (1 Nephi 3:7)

Sariah "complained against [Lehi], telling him that he was a visionary man." (1 Nephi 5:2)

Sariah and Lehi gave thanks to God. (1 Nephi 5:9)

Laman and Lemuel were mean to Nephi and tried to hurt him. (1 Nephi 7:16)

Laman and Lemuel felt sorry and asked Nephi to forgive them. (1 Nephi 7:20)

Nephi forgave his brothers when they were mean to him. (1 Nephi 7:21)

Lehi and Sariah were "goodly parents." (1 Nephi 1:1)



# WEEK 2

## LEHI'S FAMILY SORT CONTINUED



A GREAT EXAMPLE  
OF FOLLOWING  
CHRIST

AN IMPERFECT  
EXAMPLE I CAN  
LEARN FROM

# WEEK 2

## I WILL GO AND DO BADGES

LET EACH PERSON DECORATE A BADGE. THESE COULD ALSO BE TURNED INTO NECKLACES BY CUTTING A HOLE AT THE TOP AND ATTACHING THEM TO STRING/YARN.



# WEEK 2

## I WILL GO AND DO BADGES

LET EACH PERSON DECORATE A BADGE. THESE COULD ALSO BE TURNED INTO NECKLACES BY CUTTING A HOLE AT THE TOP AND ATTACHING THEM TO STRING/YARN.



# WEEK 2

## STORY RETELL

USE THESE NAMETAGS AND THE PICTURES ON THE NEXT PAGES TO ACT OUT THE STORY OF NEPHI AND HIS BROTHERS GETTING THE BRASS PLATES (1 NEPHI 3-5).

Nephi

Laman and Lemuel

Laban

Lehi



# WEEK 2

## STORY RETELL




1 Nephi 1-5

# WEEK 2

## BRASS PLATES

ON EACH BRASS PLATE, EACH PERSON WILL USE MARKERS TO WRITE A SPECIFIC VERSE OF SCRIPTURE THAT IS MEANINGFUL TO THEM OR REASONS WHY THE SCRIPTURES ARE IMPORTANT TO THEM. THESE PLATES CAN BE CONNECTED TOGETHER USING STAPLES, HOLE PUNCHES WITH STRING, OR HOLE PUNCHES WITH SMALL SECTIONS OF PIPE CLEANERS LOOPED THROUGH. THEY CAN ALSO BE USED TO ACT OUT THE STORY FOUND IN 1 NEPHI 3-5.










# WEEK 2

## BRASS PLATES

ON EACH BRASS PLATE, EACH PERSON WILL USE MARKERS TO WRITE A SPECIFIC VERSE OF SCRIPTURE THAT IS MEANINGFUL TO THEM OR REASONS WHY THE SCRIPTURES ARE IMPORTANT TO THEM. THESE PLATES CAN BE CONNECTED TOGETHER USING STAPLES, HOLE PUNCHES WITH STRING, OR HOLE PUNCHES WITH SMALL SECTIONS OF PIPE CLEANERS LOOPED THROUGH. THEY CAN ALSO BE USED TO ACT OUT THE STORY FOUND IN 1 NEPHI 3-5.










# WEEK 2

## BRASS PLATES

ON EACH BRASS PLATE, EACH PERSON WILL USE MARKERS TO WRITE A SPECIFIC VERSE OF SCRIPTURE THAT IS MEANINGFUL TO THEM OR REASONS WHY THE SCRIPTURES ARE IMPORTANT TO THEM. THESE PLATES CAN BE CONNECTED TOGETHER USING STAPLES, HOLE PUNCHES WITH STRING, OR HOLE PUNCHES WITH SMALL SECTIONS OF PIPE CLEANERS LOOPED THROUGH. THEY CAN ALSO BE USED TO ACT OUT THE STORY FOUND IN 1 NEPHI 3-5.










# WEEK 2

## BRASS PLATES

ON EACH BRASS PLATE, EACH PERSON WILL USE MARKERS TO WRITE A SPECIFIC VERSE OF SCRIPTURE THAT IS MEANINGFUL TO THEM OR REASONS WHY THE SCRIPTURES ARE IMPORTANT TO THEM. THESE PLATES CAN BE CONNECTED TOGETHER USING STAPLES, HOLE PUNCHES WITH STRING, OR HOLE PUNCHES WITH SMALL SECTIONS OF PIPE CLEANERS LOOPED THROUGH. THEY CAN ALSO BE USED TO ACT OUT THE STORY FOUND IN 1 NEPHI 3-5.










# WEEK 2

## BRASS PLATES

ON EACH BRASS PLATE, EACH PERSON WILL USE MARKERS TO WRITE A SPECIFIC VERSE OF SCRIPTURE THAT IS MEANINGFUL TO THEM OR REASONS WHY THE SCRIPTURES ARE IMPORTANT TO THEM. THESE PLATES CAN BE CONNECTED TOGETHER USING STAPLES, HOLE PUNCHES WITH STRING, OR HOLE PUNCHES WITH SMALL SECTIONS OF PIPE CLEANERS LOOPED THROUGH. THEY CAN ALSO BE USED TO ACT OUT THE STORY FOUND IN 1 NEPHI 3-5.









# WEEK 3

## DREAM GROUPS

USE THESE CARDS TO HELP LEARN ABOUT THE FOUR DIFFERENT GROUPS OF PEOPLE LEHI SAW IN HIS DREAM.

POSSIBLE WAYS TO USE CARDS:

- PLACE THE CARDS IN AN UPSIDE-DOWN PILE. TAKE TURNS CHOOSING ONE. AS EACH IS CHOSEN, READ THE SCRIPTURE VERSES FOR THAT GROUP. WRITE/DRAW A SUMMARY OF THAT GROUP'S ACTIONS ON THE CARD.
- ASSIGN DIFFERENT PEOPLE TO ACT OUT/ SUMMARIZE WHAT DIFFERENT GROUPS DID.
- BRAINSTORM EXAMPLES OF HOW EACH OF THESE GROUPS COULD APPLY TO US. WHAT LESSONS DO WE LEARN? WHICH EXAMPLES DO WE WANT TO FOLLOW?

### GROUP 1

1 Nephi 8:21-23

### GROUP 2

1 Nephi 8:24-28

### GROUP 3

1 Nephi 8:30

### GROUP 4

1 Nephi 8:33

1 Nephi 6-10



# WEEK 3

## LEHI'S DREAM

USE THE PICTURES ON THE FOLLOWING PAGES TO HELP YOU STUDY LEHI'S DREAM.

### WAYS THESE PICTURES MIGHT BE USED:

- GIVE EACH PERSON (OR SMALL GROUP) A PICTURE. LET THEM STUDY THE VERSES FOR THAT PART OF LEHI'S DREAM AND WRITE TRUTHS THEY FIND ABOUT THAT ITEM (HOW IT APPLIES TO US, MEANINGS TO PONDER, QUESTIONS, ETC.).
- READ LEHI'S DREAM OUT LOUD AND HAVE THEM POINT TO EACH PICTURE AS THEY HEAR IT MENTIONED.
- USE THE PIECES TO RE-ENACT LEHI'S DREAM.
- SIT IN A CIRCLE. GIVE THE PICTURES TO DIFFERENT PEOPLE. PLAY A SONG, SUCH AS "THE IRON ROD" (HYMNS, 274). STOP THE MUSIC AT RANDOM TIMES. WHEN THE MUSIC STOPS, CHOOSE ONE OF THE FOLLOWING ACTIVITIES:
  - GIVE A TREAT TO WHOEVER IS HOLDING THE PICTURE OF THE TREE AND ITS FRUIT. LET THAT PERSON SHARE WHY THE LOVE OF CHRIST TASTES SWEET TO THEM.
  - HAVE WHOEVER IS HOLDING THE IRON ROD PICTURE EXPLAIN SPECIFIC WAYS THEY CAN HOLD TO THE IRON ROD IN THEIR LIFE.
  - PLAY A GAME OF ELIMINATION. WHEN THE MUSIC STOPS, WHOEVER IS HOLDING PICTURES OF THE MIST OF DARKNESS, GREAT AND SPACIOUS BUILDING, OR RIVER ARE ELIMINATED EACH ROUND. AFTER THE LAST ROUND, YOU COULD DISCUSS WAYS WE CAN GET BACK TO THE IRON ROD AFTER WE'VE BEEN LOST FROM IT.
  - ANY OTHER CREATIVE IDEAS YOU CAN COME UP WITH!

# WEEK 3

## LEHI'S DREAM





# WEEK 3

## LEHI'S DREAM



*Mist of Darkness*

1 Nephi 8:23



*River*

1 Nephi 8:13



# WEEK 3

## LEHI'S DREAM

*Rod of Iron*  
1 Nephi 8:19-20, 30



*Great and Spacious  
Building*  
1 Nephi 8:26-27, 33



# WEEK 3

## SWEET FRUIT GAME

**INSTRUCTIONS: TAPE THESE ONTO THE BOTTOM OF A TREAT, SUCH AS HERSHEY'S KISSES. EACH PERSON WILL TAKE TURNS CHOOSING ONE OUT OF A BOWL AND ANSWERING THE CORRESPONDING QUESTION FROM THE CHART ON THE FOLLOWING PAGE.**



1 Nephi 6-10



# WEEK 3

## SWEET FRUIT GAME

- 1- Share what you understand about the tree and its fruit in Lehi's dream.
- 2- What meaning does the river in Lehi's dream have to you?
- 3- Name one thing you will do to hold to the rod.
- 4- Which part of Lehi's dream is the most meaningful to you? Explain why.
- 5- Describe the mists of darkness. What lessons do you learn from these mists?
- 6- What did you learn from Lehi's dream?
- 7- How does the Atonement of Christ help you stay on the path to the tree of life?
- 8- Describe the great and spacious building. What meaning does this part of Lehi's dream have to you?

# WEEK 4

## 1 NEPHI 14:14

CUT OUT THESE PHRASES FROM 1 NEPHI 14:14, SCRAMBLE THEM, AND LET EVERYONE WORK TO UNSCRAMBLE THEM. THEN READ THE WHOLE VERSE OUT LOUD TOGETHER. WHEN YOU GET TO THE WORD "POWER," SAY IT IN A SUPERHERO VOICE AND MAKE A SUPERHERO POSE. DISCUSS HOW VALUABLE IT IS FOR US TO BE ARMED WITH RIGHTEOUSNESS AND POWER FROM GOD.

AND IT CAME TO PASS THAT  
I, NEPHI, BEHELD THE

OF THE LAMB  
OF GOD,



THAT IT DESCENDED UPON

THE SAINTS OF  
THE CHURCH OF  
THE LAMB,



AND UPON THE  
COVENANT  
PEOPLE OF THE LORD



WHO WERE SCATTERED UPON  
ALL THE FACE OF THE EARTH;

AND THEY WERE ARMED WITH  
RIGHTEOUSNESS AND WITH THE

OF GOD IN GREAT GLORY.





# WEEK 4

## GOD'S LOVE

WE KNOW THAT HEAVENLY FATHER LOVES US BECAUSE HE SENT JESUS CHRIST TO EARTH. CUT OUT THE SCRIPTURE HEARTS ON THIS PAGE AND MATCH THEM WITH THE CORRESPONDING PICTURES ON THE FOLLOWING PAGE. YOU CAN TURN THIS INTO A MATCHING GAME BY PLACING ALL OF THE HEARTS AND THE PICTURES OF JESUS IN AN UPSIDE-DOWN ARRAY. EACH PERSON WILL TAKE TURNS CHOOSING ONE HEART AND ONE PICTURE AND READING THE SCRIPTURE TO SEE IF IT MATCHES THE PICTURE.

**1 Nephi  
11:13-21**

**1 Nephi  
11:31**

**1 Nephi  
11:24**

**1 Nephi  
11:32-33**

# WEEK 4

## GOD'S LOVE



*Baby Jesus*



*Jesus Healed Others*



*Jesus Went forth Among the Children of Men*



*Jesus Was Lifted Upon the Cross*



# WEEK 4

## NEPHI'S COUNSEL

NEPHI PRAYED TO UNDERSTAND THE WORDS OF HIS FATHER, BUT HIS BROTHERS HAD A HARD TIME RECEIVING PERSONAL REVELATION. NEPHI GAVE THEM COUNSEL TO HELP THEM (1 NEPHI 15:11). ASSIGN FOUR DIFFERENT PEOPLE (OR SMALL GROUPS) ONE OF THE FOLLOWING PHRASES FROM WHAT NEPHI TOLD HIS BROTHERS. GIVE EACH PERSON/GROUP A COUPLE MINUTES TO PREPARE A ONE-MINUTE MINI-TALK ON THEIR SPEECH BUBBLE. THEY CAN ELABORATE BY EXPLAINING WHAT THAT PHRASE MEANS, HOW THAT IDEA CAN HELP US RECEIVE OUR OWN REVELATION, AND OTHER WAYS IT APPLIES TO US IN OUR LIVES.

**[Do] not  
harden your  
hearts**

**[Be diligent] in  
keeping [the Lord's]  
commandments**

**[Believe] that  
ye shall  
receive**

**Ask [the Lord]  
in faith**

# WEEK 5

## FAITHFUL LIKE NEPHI

EVEN IF WE'RE GOOD PEOPLE, SOMETIMES BAD THINGS HAPPEN. HOW CAN WE RESPOND TO THOSE THINGS? CUT OUT THE SCENARIOS ON THE FOLLOWING PAGE. PULL THEM OUT OF A PILE ONE AT A TIME. ASSIGN ONE PERSON TO WEAR THE "GRUMPY" NAMETAG AND ANOTHER PERSON THE "FULL OF FAITH AND HOPE" NAMETAG. LET THEM TAKE TURNS WEARING THE 2 DIFFERENT NAMETAGS AND REACTING TO DIFFERENT SITUATIONS ACCORDING TO HOW A FAITHFUL PERSON LIKE NEPHI OR A LESS FAITHFUL PERSON WITH MORE OF A "GRUMPY" ATTITUDE WOULD. HELP THEM SEE THE DIFFERENCE THEY CAN MAKE WHEN THEY REACT TO SITUATIONS WITH AN ATTITUDE LIKE NEPHI WOULD HAVE.





# WEEK 5

## FAITHFUL LIKE NEPHI

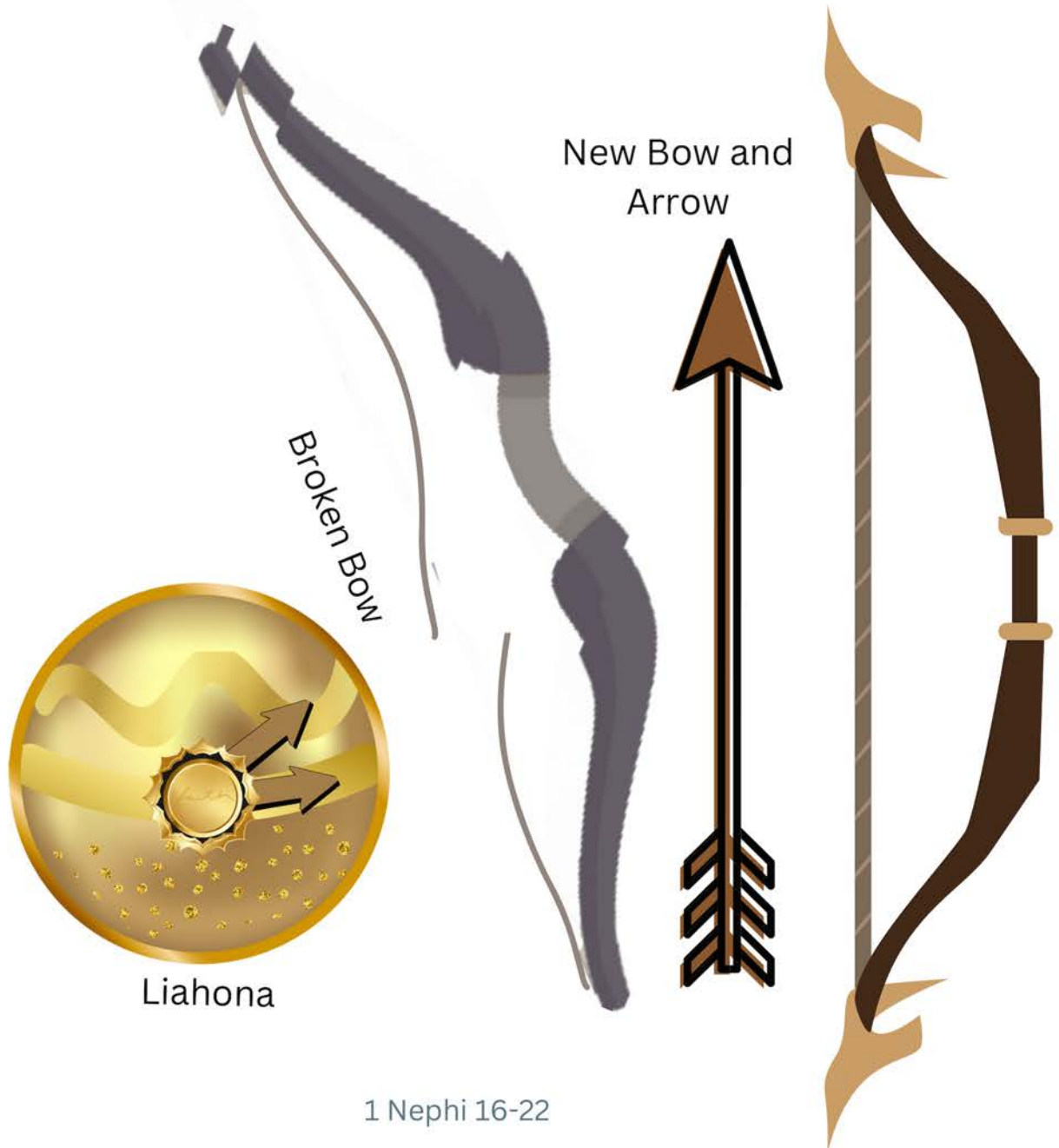
<b>A family member broke something that is very important to you.</b>	<b>You just found out you have to move to a new home.</b>
<b>A parent asks you to help clean the living room.</b>	<b>Your pet dies.</b>
<b>There's a big storm and your house loses power. Your sibling starts to cry because they're afraid of the dark.</b>	<b>Someone at school says something mean to you.</b>
<b>Someone makes fun of you for believing in Jesus.</b>	<b>Your friend's puppy ran away, and she's sad and worried.</b>
<b>It's been a long day, and you're tired. Your parent tells you it's time for family scripture study.</b>	<b>You just found out church starts earlier next year.</b>

# WEEK 5

## STORY RETELL

CUT OUT THE PICTURES ON THIS PAGE AND THE NEXT.  
USE THEM TO ACT OUT STORIES ABOUT NEPHI.

NEPHI AND THE BROKEN BOW: 1 NEPHI 16:17-32



1 Nephi 16-22



# WEEK 5

## STORY RETELL

NEPHI BUILDING A BOAT: 1 NEPHI 17:7-16; 18:1-4

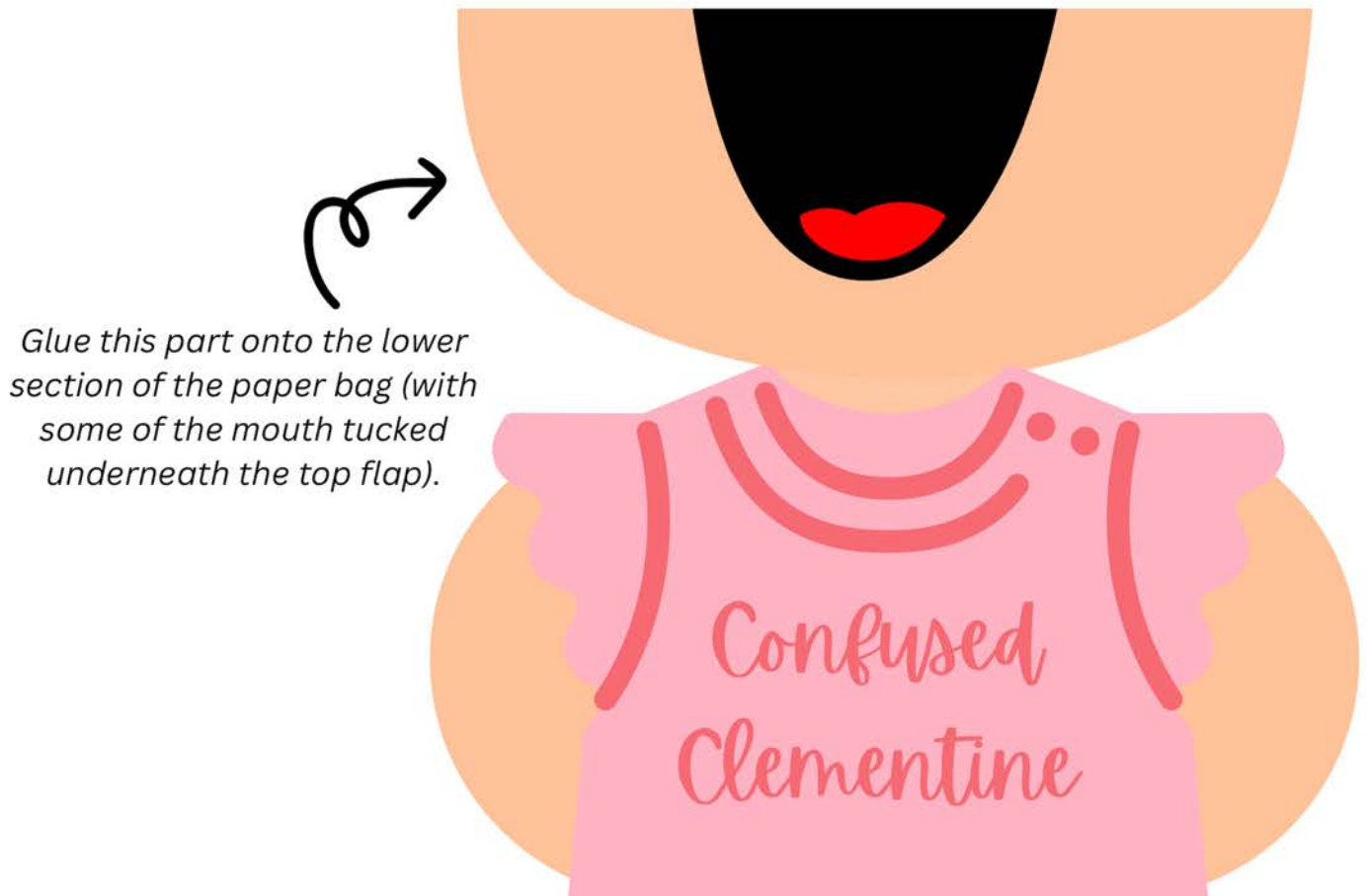


1 Nephi 16-22

# WEEK 6

## CONFUSED CLEMENTINE

CUT OUT THE "CONFUSED CLEMENTINE" PUPPET PIECES AND GLUE THEM ONTO A SMALL BROWN PAPER LUNCH BAG. TELL THE KIDS THAT THIS PUPPET'S NAME IS "CONFUSED CLEMENTINE" BECAUSE SHE GETS CONFUSED EASILY AND NEEDS HELP SOMETIMES. ACT OUT SCENARIOS OF CLEMENTINE BEING TEMPTED TO MAKE WRONG CHOICES (IDEAS FOR SCENARIOS ON THE FOLLOWING PAGE). HAVE THE KIDS THINK OF AN OPPOSITE GOOD CHOICE AND HELP TALK CONFUSED CLEMENTINE INTO MAKING A BETTER CHOICE (BASED ON IDEA IN THE COME, FOLLOW ME MANUAL). 2 NEPHI 2:13 TEACHES THAT "...IF THERE BE NO RIGHTEOUSNESS THERE BE NO HAPPINESS." REMIND THEM THAT WE'RE HAPPIER WHEN WE MAKE GOOD CHOICES.






# WEEK 6

## CONFUSED CLEMENTINE



 *Glue this part of the head onto the top flap of the paper bag.*

# WEEK 6

## CONFUSED CLEMENTINE

### Possible Scenarios for Confused Clementine Puppet:

“My friend offered to buy me a drink that goes against the Word of Wisdom. I know I shouldn’t drink it, but I think I’ll just have a little sip of it.”

“My sister bought something cool that I REALLY want for myself! I know she loves it, but I think I’ll hide it from her so I can use it later...”

“Mom told me that the pile of baked cookies is for a neighbor, but they smell and look so delicious. I think I’ll go ahead and eat one...”

“I see a really cool phone sitting on a bench. I look around and see that nobody’s looking. I don’t have a phone so I think I’ll tuck it into my bag and keep it for myself...”

“I did something I know I shouldn’t have done. I know that if I tell the truth, I’ll get in trouble, so I think I’ll just tell a little white lie. It won’t hurt anyone...”

“Someone at school is wearing an outfit that I don’t like. I think I’m going to make fun of her with my friends...”

“My friend wants me to watch something inappropriate with them. Nobody else would ever know if I watched it...”

“My friends are going to a really fun place that just opened. It’s Sunday today, but I think I’ll skip church just for today so I can go with them...”

“My parents just don’t understand me. I know that what they’re asking me to do is a good thing, but I’m tired of being told what to do. I think I’m going to disobey them...”



# WEEK 6

## BREAKING THE CHAINS


CUT OUT THE CHAIN PICTURE BELOW. READ 2 NEPHI 1:13 AND 2 NEPHI 2:27 OUT LOUD. WHILE READING, EVERYONE ELSE WILL LISTEN FOR WORDS THAT REFER TO CHAINS OR CAPTIVITY. EACH TIME THEY HEAR THOSE WORDS, THEY WILL POINT TO THE CHAIN PICTURE. AFTER READING AND DISCUSSING THE VERSES, LET EACH PERSON CUT OFF A SECTION OF THE CHAIN WHILE SHARING SPECIFIC THINGS THEY WILL DO TO "SHAKE OFF THE AWFUL CHAINS" THAT SATAN TRIES TO BIND US WITH.

### 2 Nephi 1:13

O that ye would awake; awake from a deep sleep, yea, even from the sleep of hell, and shake off the awful chains by which ye are bound, which are the chains which bind the children of men, that they are carried away captive down to the eternal gulf of misery and woe.

### 2 Nephi 2:27

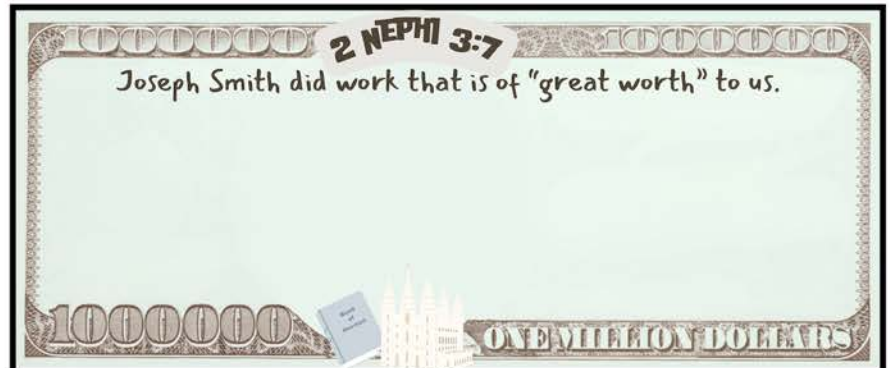
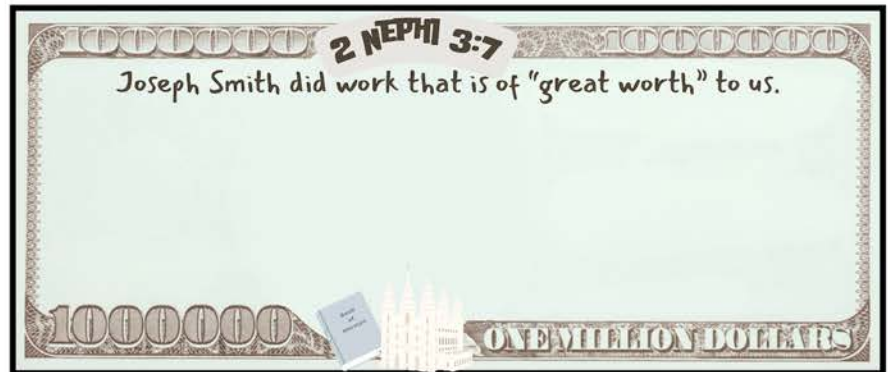
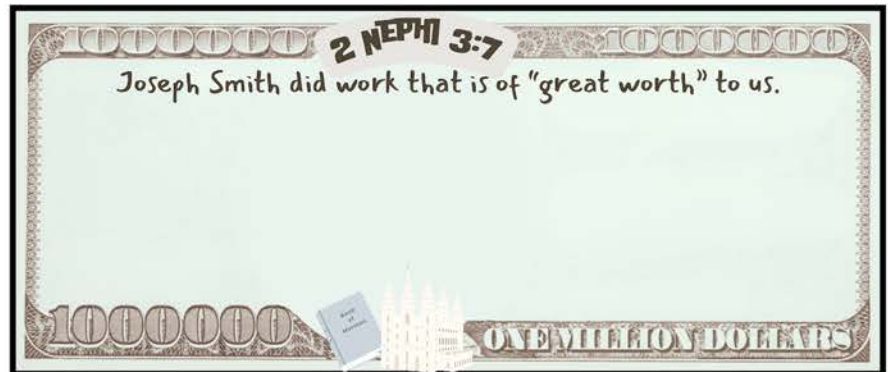
Wherefore, men are free according to the flesh; and all things are given them which are expedient unto man. And they are free to choose liberty and eternal life, through the great Mediator of all men, or to choose captivity and death, according to the captivity and power of the devil; for he seeketh that all men might be miserable like unto himself.



# WEEK 7

## GREAT WORTH

EACH PERSON WILL WRITE OR DRAW A REASON WHY JOSEPH SMITH'S WORK IS OF "GREAT WORTH" TO THEM ON ONE OF THE DOLLAR BILLS (2 NEPHI 3:7). TAKE TURNS SHARING WHAT WAS WRITTEN/DRAWN WITH EACH OTHER.

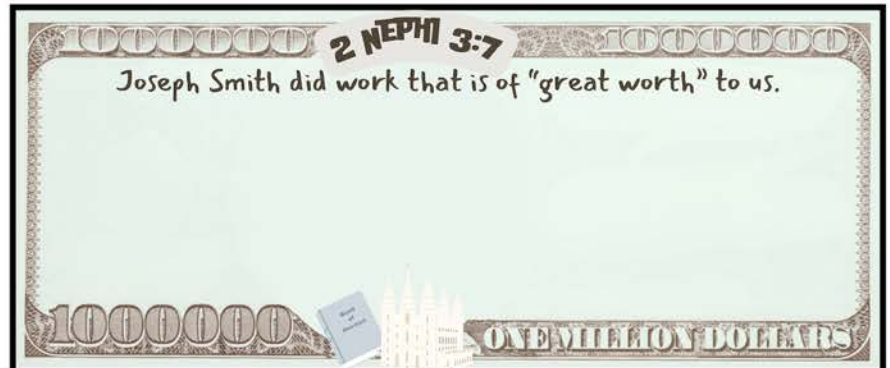
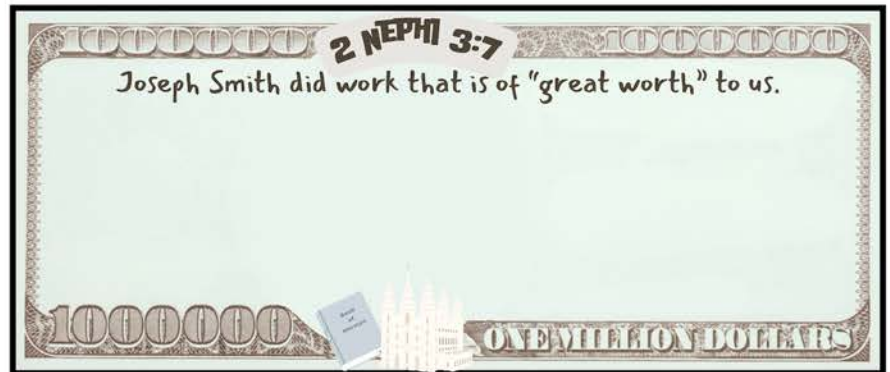
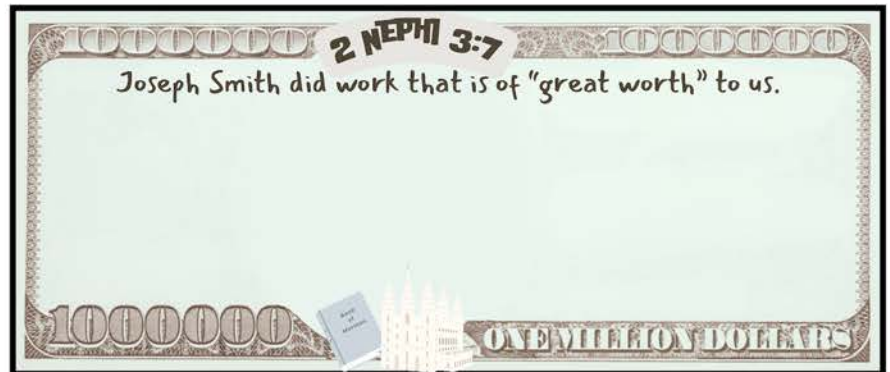





# WEEK 7

## GREAT WORTH

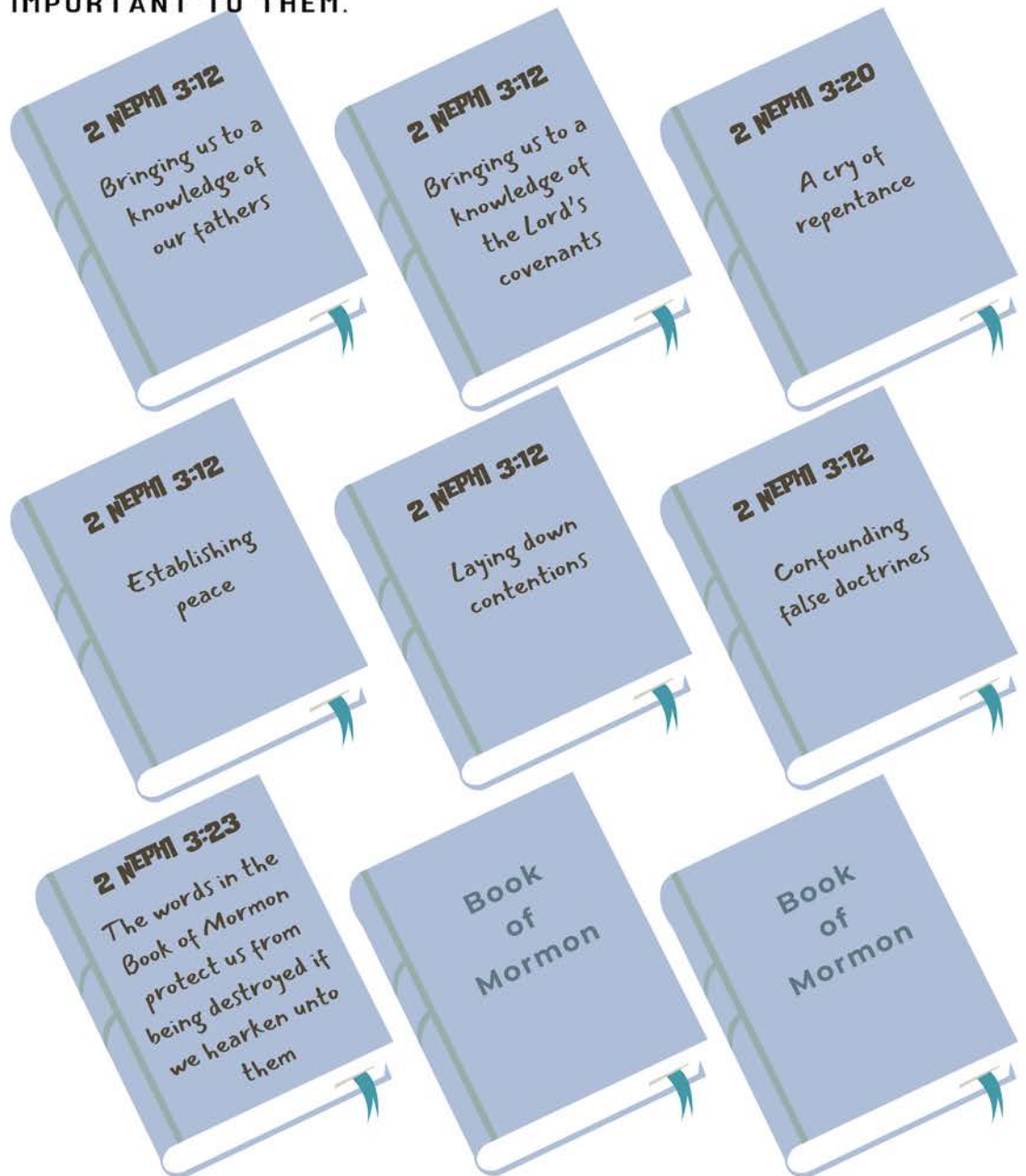
EACH PERSON WILL WRITE OR DRAW A REASON WHY JOSEPH SMITH'S WORK IS OF "GREAT WORTH" TO THEM ON ONE OF THE DOLLAR BILLS (2 NEPHI 3:7). TAKE TURNS SHARING WHAT WAS WRITTEN/DRAWN WITH EACH OTHER.



# WEEK 7

## BOOK OF MORMON

2 NEPHI 3 LISTS SEVERAL REASONS WHY THE BOOK OF MORMON IS IMPORTANT. CUT THESE OUT AND HIDE THEM AROUND THE ROOM. AS EACH IS FOUND, DISCUSS WHAT IT MEANS TO US. WHOEVER FINDS THE BLANK ONES CAN SHARE ADDITIONAL REASONS THE BOOK OF MORMON IS IMPORTANT TO THEM.

















# WEEK 7

## HAPPY MATCH

THE NEPHITES DID MANY THINGS THAT HELPED THEM LIVE "AFTER THE MANNER OF HAPPINESS" (2 NEPHI 5:27). CUT OUT THE SQUARES BELOW. MATCH THE PICTURES WITH THE VERSES FROM 2 NEPHI 5 (IDEA FROM COME, FOLLOW, ME MANUAL).

2 Nephi 5:6 	2 Nephi 5:10 	2 Nephi 5:12 
2 Nephi 5:15 and 2 Nephi 5:17 	2 Nephi 5:16 	2 Nephi 5:26 
FAMILY 	GOD'S COMMANDMENTS 	SCRIPTURES 
WORK 	TEMPLES 	CHURCH CALLINGS 

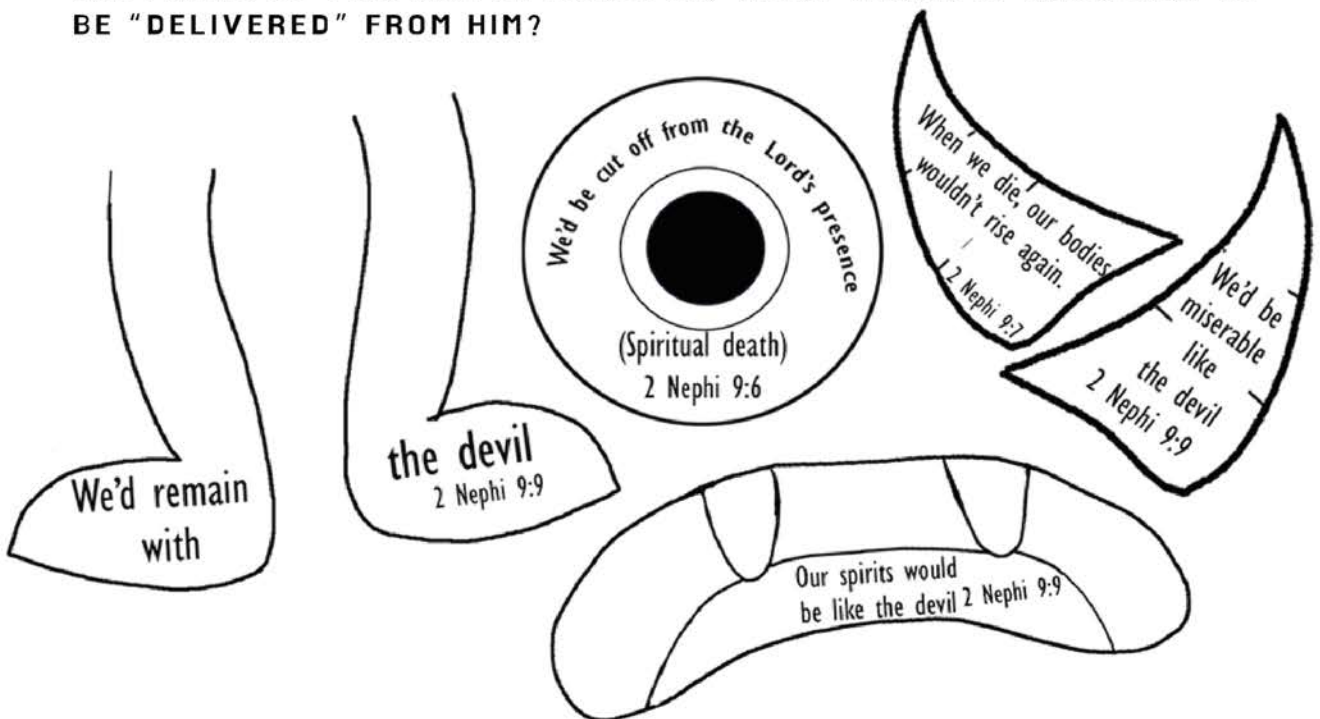
2 Nephi 3-5

# WEEK 8

## MONSTER VS. CHRIST

### INSTRUCTIONS:

- ASK, "WHAT WOULD HAPPEN TO US WITHOUT THE ATONEMENT OF JESUS CHRIST?"
- CUT OUT THE GREEN MONSTER HEAD FROM THE FOLLOWING PAGE AND DISPLAY IT. EXPLAIN THAT JACOB (NEPHI'S YOUNGER BROTHER) USED THE WORDS "AWFUL" AND "MONSTER" TO EXPLAIN WHAT SIN AND DEATH WOULD BE LIKE IF IT WEREN'T FOR CHRIST'S ATONEMENT.
- CUT OUT THE MONSTER PARTS ON THIS PAGE AND LET THE KIDS CHOOSE THEM ONE AT A TIME TO GLUE ONTO THE MONSTER HEAD. AS EACH IS BEING GLUED, ASK IF IT SOUNDS LIKE AN AWFUL, SCARY THING. DISCUSS WHAT IT MEANS AND HOW IT DESCRIBES HOW OUR LIVES WOULD BE DIFFERENT WITHOUT CHRIST'S ATONEMENT.
- AFTER HELPING KIDS REALIZE HOW SCARY LIFE WITHOUT THE ATONEMENT SOUNDS, HOLD UP THE PICTURE OF CHRIST AND DISCUSS HOW HE CAN SAVE US FROM THESE SCARY THINGS (DEATH AND SIN).
- TALK ABOUT WHAT THE WORD "DELIVER" MEANS. IF YOU HAD BEEN CAPTURED BY THIS AWFUL MONSTER, WHAT WOULD IT LOOK LIKE TO BE "DELIVERED" FROM HIM?




2 Nephi 6-10



# WEEK 8

## MONSTER VS. CHRIST

Without the Atonement of Jesus Christ, death and sin would be like  
**AWFUL MONSTERS.**



\*This picture is also needed for the "Stuck in a Bucket With a Monster" activity

# WEEK 8

## MONSTER VS. CHRIST

READ 2 NEPHI 9:10-13. HAVE SOMEONE HOLD UP BOTH THE MONSTER AND THE CHRIST PICTURES. TELL THEM TO LISTEN CAREFULLY FOR THE WORDS "ESCAPE" AND "DELIVER." WHENEVER THEY HEAR THOSE WORDS WHILE YOU READ THESE VERSES, THEY CAN USE THE PICTURES TO ACT OUT CHRIST CHASING THE MONSTER AWAY.

*\*This picture is also needed for the "Stuck in a Bucket With a Monster" activity*



"O how great the goodness of our God, who prepareth a way for our escape from the grasp of this awful monster, death and hell, which I call the death of the body, and also the death of the spirit."

2 Nephi 9:10

2 Nephi 6-10



# WEEK 8

## STUCK IN A BUCKET WITH A MONSTER

- HAVE EVERYONE WRITE THEIR NAMES ON A SMILEY FACE. REVIEW THAT BECAUSE OF THE FALL (WHEN ADAM AND EVE CHOSE TO LEAVE THE GARDEN OF EDEN), WITHOUT ANY ADDITIONAL HELP, WE WOULD BE STUCK WITH THE "AWFUL MONSTER" OF DEATH AND SIN.
- **BUCKET:** SET OUT A SMALL BUCKET AND PUT THE "SIN" LABEL ON THE SIDE OF IT. PUT THE MONSTER AS WELL AS EACH OF THE SMILEY FACE SQUARES WITH PEOPLE'S NAMES ON THEM INSIDE THE BUCKET. REMIND THEM THAT EVERYONE SINS (MAKES MISTAKES). THEN PLACE THE "DEATH" LABEL ON TOP OF THE BUCKET. TALK ABOUT HOW IT FEELS TO BE TRAPPED IN THE BUCKET WITH THE AWFUL MONSTER.
- **CHRIST:** HOLD UP THE PICTURE OF CHRIST. REMIND THEM THAT CHRIST SAVED US FROM DEATH, AND BECAUSE OF HIM, WE WILL BE RESURRECTED. REMOVE THE DEATH LABEL FROM THE TOP OF THE BUCKET.
- **LADDER:** CHRIST ALSO SAVES US FROM SINS, BUT THIS REQUIRES A LITTLE WORK ON OUR PART. PLACE THE LADDER INSIDE OF THE BUCKET. TALK ABOUT MISTAKES WE MIGHT MAKE THAT MAKE US FEEL LIKE WE'RE "STUCK IN A BUCKET WITH A MONSTER." AFTER EACH ONE, DISCUSS STEPS WE COULD TAKE TO FIX THESE MISTAKES WHILE MOVING THE PAPER PIECES WITH OUR NAMES UP THE LADDER. REMIND THEM THAT JESUS IS THE ONE WHO GAVE US THIS LADDER, OR A WAY TO GET FREE FROM OUR SINS. HE ALSO COMES INTO THE BUCKET AND STANDS RIGHT NEXT TO US SO HE CAN HELP US AS WE CLIMB THE LADDER. SHARE TESTIMONIES OF CHRIST AND HIS ATONEMENT.





# WEEK 8

STUCK IN A BUCKET  
WITH A MONSTER

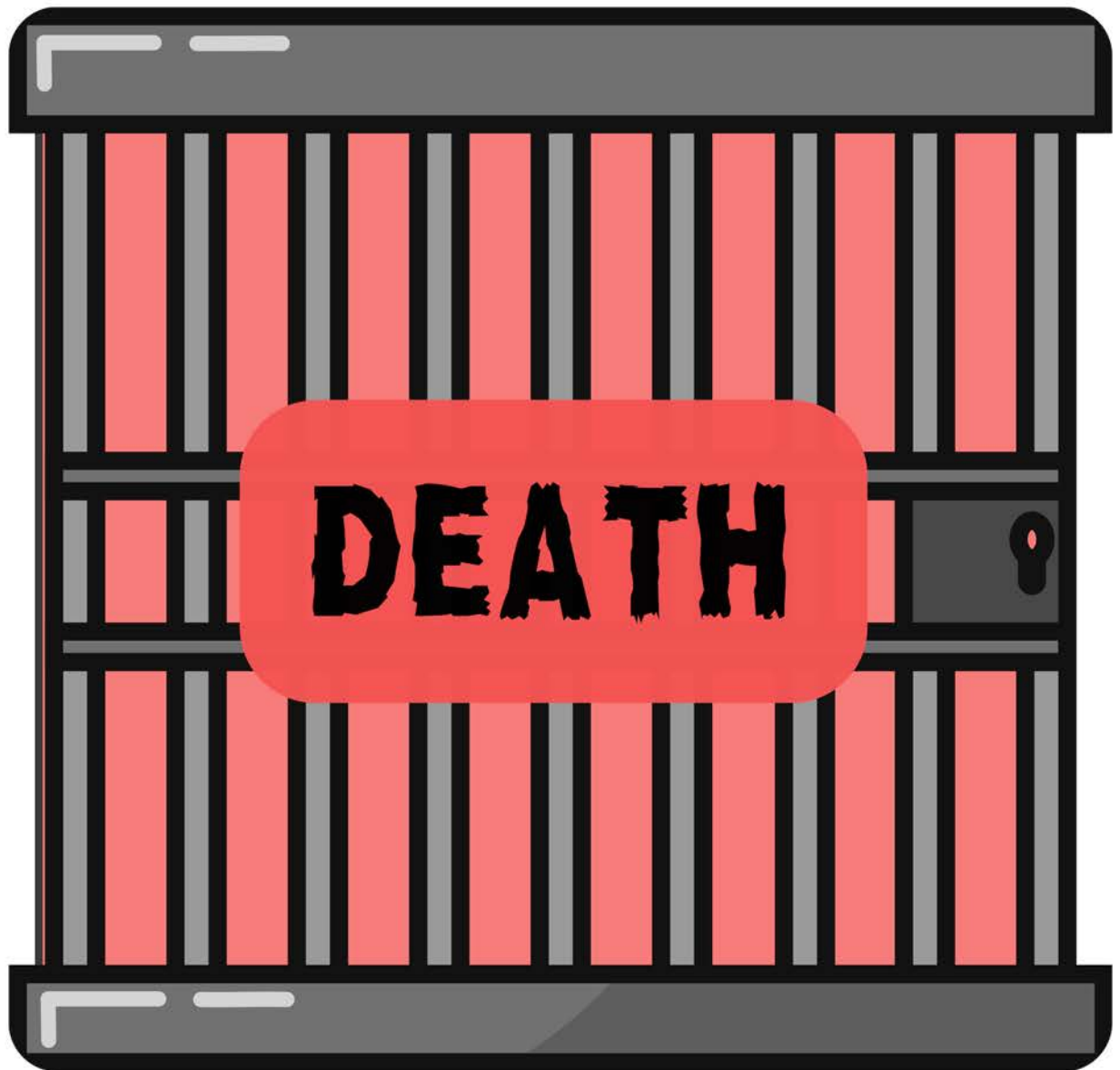


**SINN**



# WEEK 8

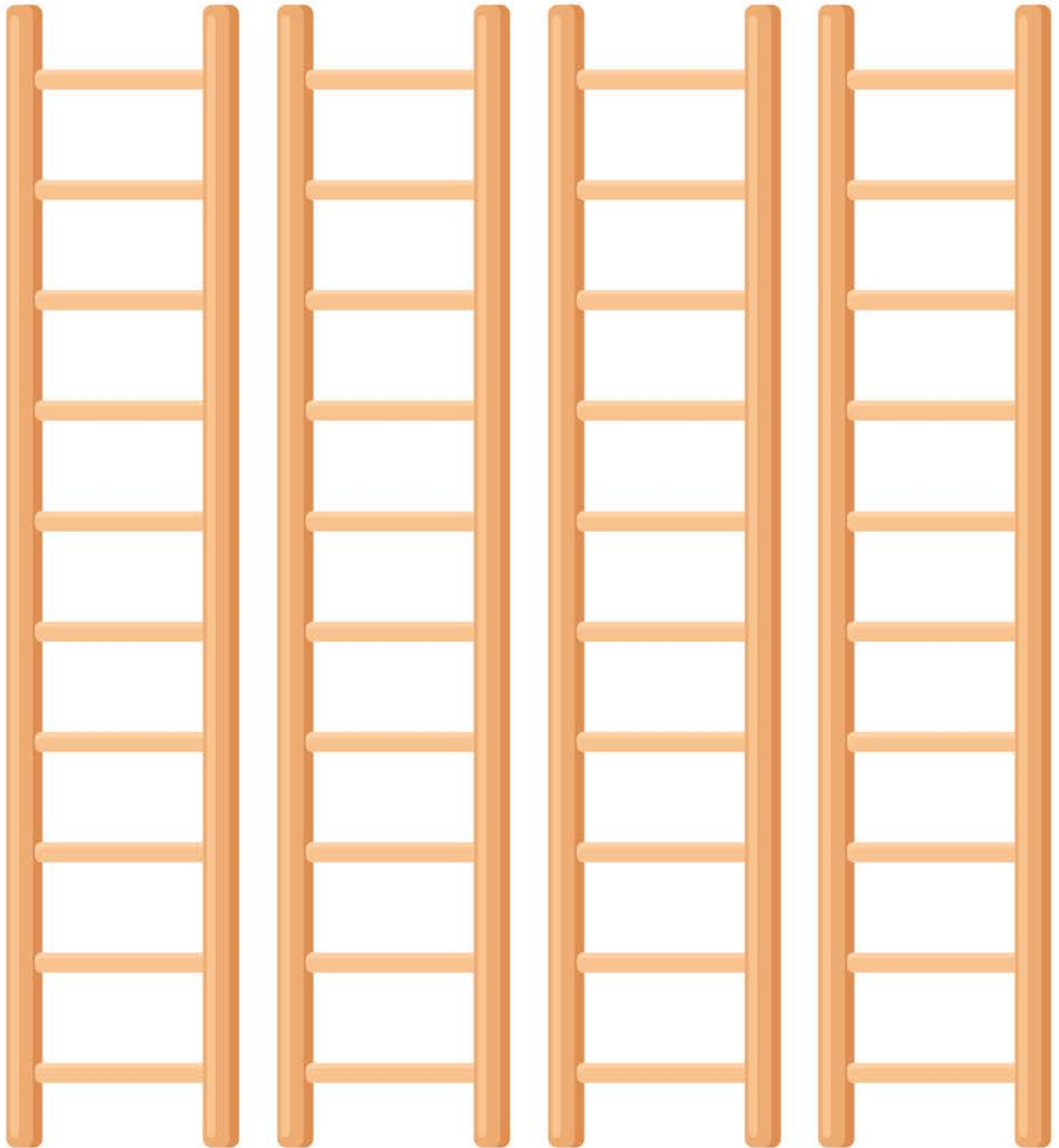
STUCK IN A BUCKET  
WITH A MONSTER



# WEEK 8

## STUCK IN A BUCKET WITH A MONSTER

*\*If needed, tape multiple ladders together to make a longer ladder that is tall enough to reach from the bottom of the bucket to the top.*



2 Nephi 6-10



# WEEK 8

## THE "OH NO!" GAME

### Instructions:

- Everyone will stand by a picture of Christ. You could reuse the Christ picture from the monster activity (tape it onto a wall).
- Explain that the word "wo" in the scriptures we're going to read isn't really a good thing.
- Cut out the "Oh No!" sign. Designate one person to be the sign holder.
- Everyone will listen carefully while you read 2 Nephi 9:27-40 out loud. Each time they hear the word "wo," the sign holder will hold up the sign, and everyone will say, "Oh no!" while hopping one hop away from the Christ picture.
- Briefly summarize what each verse means after they've hopped and talk about how those things could take us farther away from Christ.
- Do we want to stay far away from Christ? Does He want us to be far away from Him? Read 2 Nephi 9:41-52 out loud. Tell everyone to listen carefully for invitations we are given for ways we can get closer to Christ again. For each one they notice, they can hop closer to the picture of the Savior.



2 Nephi 6-10

# WEEK 9

## THE LORD'S PATHS

ON EACH STONE, EVERYONE WILL WRITE A DIFFERENT THING THEY CAN DO TO WALK IN THE LORD'S PATHS (2 NEPHI 12:3). TAPE A PICTURE OF THE TEMPLE ON A WALL AND SET THE STONES IN A LINE ON THE FLOOR TO MAKE A PATH TO THE TEMPLE. (IDEA FROM COME, FOLLOW ME MANUAL)

I WILL WALK IN THE  
LORD'S PATHS BY...

I WILL WALK IN THE  
LORD'S PATHS BY...

I WILL WALK IN THE  
LORD'S PATHS BY...

I WILL WALK IN THE  
LORD'S PATHS BY...

I WILL WALK IN THE  
LORD'S PATHS BY...

I WILL WALK IN THE  
LORD'S PATHS BY...



# WEEK 9

## THE LORD'S PATHS

ON EACH STONE, EVERYONE WILL WRITE A DIFFERENT THING THEY CAN DO TO WALK IN THE LORD'S PATHS (2 NEPHI 12:3). TAPE A PICTURE OF THE TEMPLE ON A WALL AND SET THE STONES IN A LINE ON THE FLOOR TO MAKE A PATH TO THE TEMPLE. (IDEA FROM COME, FOLLOW ME MANUAL)

I WILL WALK IN THE  
LORD'S PATHS BY...

I WILL WALK IN THE  
LORD'S PATHS BY...

I WILL WALK IN THE  
LORD'S PATHS BY...

I WILL WALK IN THE  
LORD'S PATHS BY...

I WILL WALK IN THE  
LORD'S PATHS BY...

I WILL WALK IN THE  
LORD'S PATHS BY...

# WEEK 9

## THE LORD'S PATHS



2 Nephi 11-19



# WEEK 9

## NAMES OF CHRIST

**CUT THE CIRCLES OUT AND USE THEM TO DISCUSS DIFFERENT NAMES OF CHRIST FOUND IN THIS WEEK'S READING.**

Ideas for Use:

- Hide the circles in the room. Take turns letting everyone find one. Discuss each as it's found.
- Sit in a circle and pass them around the circle while playing a song about Christ. Pause the music at random times. When the music stops, each person will share what they think the name that they're holding means.
- Tape them around a picture of Christ.




# WEEK 9

## LIGHT IN DARKNESS

**INSTRUCTIONS:** FIND A DARK ROOM. BEFOREHAND, CUT THE LETTERS OUT AND HIDE THEM AROUND THE ROOM. GIVE EACH PERSON A FLASHLIGHT AND TELL THEM TO SEARCH FOR HIDDEN LETTERS. ONCE ALL 5 LETTERS HAVE BEEN FOUND, THEY WILL NEED TO UNSCRAMBLE THE LETTERS TO FIGURE OUT WHAT THEY SPELL. THEN READ 2 NEPHI 19:2. DISCUSS WHO OUR "GREAT LIGHT" IS AND WHAT THIS SYMBOLISM MEANS TO US.

2 Nephi 19:2

*The people that walked in darkness have seen a great light; they that dwell in the land of the shadow of death, upon them hath the light shined.*





# WEEK 10

## DECORATE AN ENSIGN

### Instructions:

After reading 2 Nephi 21:11-12 and discussing that an ensign is like a flag, let each person (or small group) write or draw on a banner piece to explain why Christ is important to them. You can let each person attach their piece onto a straw/skewer stick so they have their own flag, or you can attach them all onto a string to make one large banner. *Based on idea from Come, Follow Me manual*

**Pictures of  
Christ can be  
cut out and  
glued onto  
each banner  
flag piece**



# WEEK 10

## DECORATE AN ENSIGN

Instructions:

After reading 2 Nephi 21:11-12 and discussing that an ensign is like a flag, let each person (or small group) write or draw on a banner piece to explain why Christ is important to them. You can let each person attach their piece onto a straw/skewer stick so they have their own flag, or you can attach them all onto a string to make one large banner. *Based on idea from Come, Follow Me manual*

**Pictures of  
Christ can be  
cut out and  
glued onto  
each banner  
flag piece**






# WEEK 10

## DECORATE AN ENSIGN

Instructions:

After reading 2 Nephi 21:11-12 and discussing that an ensign is like a flag, let each person (or small group) write or draw on a banner piece to explain why Christ is important to them. You can let each person attach their piece onto a straw/skewer stick so they have their own flag, or you can attach them all onto a string to make one large banner. *Based on idea from Come, Follow Me manual*


**Pictures of  
Christ can be  
cut out and  
glued onto  
each banner  
flag piece**



# WEEK 10

## REJOICE IN CHRIST

DISPLAY THE SCRIPTURE ON THE FOLLOWING PAGE AND READ IT OUT LOUD. EVERYONE WILL TAKE TURNS SHARING REASONS WHY THEY "REJOICE IN CHRIST." AS EACH PERSON SHARES THEIR REASON, THEY WILL TAPE A SMILEY FACE AROUND THE BORDER OF THE SCRIPTURE.



2 Nephi 20-25



# WEEK 10

## REJOICE IN CHRIST

*2 Nephi 25:26*


**And we talk of Christ, we rejoice in Christ, we preach of Christ, we prophesy of Christ, and we write according to our prophecies, that our children may know to what source they may look for a remission of their sins.**

\*Extension: Circle the verbs in this verse (talk, rejoice, etc.). Discuss ways we might do those things in our day-to-day lives.

# WEEK 10

## THE LIVING CHRIST

EVERYONE WILL CHOOSE A LINE OR SMALL SECTION THAT IS MEANINGFUL TO THEM FROM "THE LIVING CHRIST: THE TESTIMONY OF THE APOSTLES" (GOSPEL LIBRARY). THEY WILL WRITE IT ON ONE OF THE CARDS BELOW AND SHARE THEIR THOUGHTS ABOUT THAT PART WITH EVERYONE. ENCOURAGE EVERYONE TO DISPLAY THEIR CARD IN A PLACE WHERE IT CAN BE SEEN EACH DAY. IT COULD BE FUN TO GIVE A SMALL PRIZE TO ANYONE WHO MEMORIZES THEIR LINE/SECTION THAT WEEK.




2 Nephi 20-25



# WEEK 10

## THE LIVING CHRIST

EVERYONE WILL CHOOSE A LINE OR SMALL SECTION THAT IS MEANINGFUL TO THEM FROM "THE LIVING CHRIST: THE TESTIMONY OF THE APOSTLES" (GOSPEL LIBRARY). THEY WILL WRITE IT ON ONE OF THE CARDS BELOW AND SHARE THEIR THOUGHTS ABOUT THAT PART WITH EVERYONE. ENCOURAGE EVERYONE TO DISPLAY THEIR CARD IN A PLACE WHERE IT CAN BE SEEN EACH DAY. IT COULD BE FUN TO GIVE A SMALL PRIZE TO ANYONE WHO MEMORIZES THEIR LINE/SECTION THAT WEEK.



2 Nephi 20-25

# WEEK 11

## SCRIPTURE HOP 2 NEPHI 26:24

**CUT APART THE SCRIPTURE STRIPS ON THE FOLLOWING PAGE AND SPREAD THEM OUT FAR ENOUGH IN A ROOM SO THAT THE KIDS WILL NEED TO HOP FROM ONE STRIP TO ANOTHER. MAKE SURE TO KEEP THEM IN THE CORRECT ORDER.**

**HAVE THEM STAND BY THE FIRST ONE AND HELP THEM SAY THE TOP LINE OUT LOUD. EXPLAIN WHAT IT MEANS. THEN HAVE THEM JUMP TO THE NEXT ONE AND DO THE SAME THING UNTIL THEY'VE JUMPED ON EACH OF THEM, SAID THEM OUT LOUD, AND DISCUSSED THEM ONE AT A TIME.**

**THEN HAVE THEM START BACK AT THE BEGINNING AND PRACTICE SAYING THE PHRASES FROM THE VERSE IN ORDER, WHILE HOPPING FROM STRIP TO STRIP AGAIN. TRY GOING A LITTLE FASTER EACH TIME. REPEAT AS MANY TIMES AS WANTED.**

**THESE CAN ALSO BE USED AS FLASH CARDS FOR MEMORIZING THE VERSE OR TAPED ONTO THE WALL TO PRACTICE THROUGHOUT THE WEEK.**



# WEEK 11

## SCRIPTURE HOP 2 NEPHI 26:24

**HE DOETH NOT ANYTHING**



**SAVE IT BE FOR THE BENEFIT OF THE WORLD;**



**FOR HE LOVETH THE WORLD,**



**EVEN THAT HE LAYETH DOWN HIS OWN LIFE**



**THAT HE MAY DRAW ALL MEN UNTO HIM.**



**WHEREFORE, HE COMMANDETH NONE**



**THAT THEY SHALL NOT PARTAKE OF  
HIS SALVATION.**



# WEEK 11

## SATAN'S TACTICS

Satan has a “game plan” full of many lies and tactics that he uses to deceive us. Many of these are explained in the Book of Mormon.

“Tackle” the lies and tactics from Satan by cutting out the green cards and following these directions:

- Read each card one at a time.
- Discuss why it is a lie or tactic that Satan hopes will harm us.
- Crumple it up and throw it in the garbage can!

*\*Tip: You can add an extra layer of fun to this by hyping everyone up at the beginning and letting them know we've found important details about our enemy's game plan! Discuss how in sports, when we know the opponent's game plan, it can help us win. Similarly, when we know Satan's "game plan" for tactics he plans on using against us, it can help us defeat him.*

XXX

“...if they shall say there is a miracle wrought by the hand of the Lord, believe it not; for this day he is not a God of miracles; he hath done his work.”

2 Nephi 28:6



XXX

“Eat, drink, and be merry; nevertheless, fear God -he will justify in committing a little sin...”

2 Nephi 28:8



XXX

“...lie a little, take the advantage of one because of his words...”

2 Nephi 28:8





# WEEK 11

## SATAN'S TACTICS

xxx

"...tomorrow we die; and if it so be that we are guilty, God will beat us with a few stripes, and at last we shall be saved in the kingdom of God..."

2 Nephi 28:8



xxx

"...dig a pit for thy neighbor; there is no harm in this..."

2 Nephi 28:8



xxx

"And behold, others he flattereth away, and telleth them there is no hell; and he saith unto them: I am no devil, for there is none - and thus he whispereth in their ears, until he grasps them with his awful chains, from whence there is no deliverance."

2 Nephi 28:22



xxx

"Wo be unto him that shall say: We have received the word of God, and we need no more of the word of God, for we have enough!"

2 Nephi 28:29



# WEEK 11

## MY GAME PLAN

BRAINSTORM DETAILS FOR A "GAME PLAN" OF WHAT YOU WILL DO WHEN THE ADVERSARY TRIES TO LIE TO YOU, OR OF WAYS YOU CAN PREPARE NOW TO PROTECT YOURSELF FOR WHEN HE TRIES TO DECEIVE YOU IN THE FUTURE.

### MY GAME PLAN






# WEEK 12

## PRAYER WHEEL

READ/DISCUSS 2 NEPHI 32:8-9. WHEN SHOULD WE PRAY? (ALWAYS). DISPLAY THE PRAYER WHEEL AND TALK ABOUT WHAT EACH PICTURE SHOWS. TAKE TURNS SPINNING THE WHEEL. BASED ON WHERE THE SPINNER LANDS, HAVE THEM SHARE A SPECIFIC CIRCUMSTANCE THEY HAVE ENCOUNTERED OR COULD ENCOUNTER WHEN THEY MIGHT BE SAD/GRATEFUL/MAD/ETC. THEN DISCUSS HOW PRAYER COULD HELP WITH THAT EMOTION/CIRCUMSTANCE. IF IT LANDS ON MORNING/NIGHT, HAVE THEM SAY ONE SPECIFIC WAY THEY COULD MAKE THEIR MORNING/NIGHT PRAYERS MORE MEANINGFUL.



# WEEK 12

## GATE AND PATH

For this activity, you will be making a path that leads to a picture of Jesus Christ while studying the explanation of this path found in 2 Nephi 31.

**Materials Needed:** pictures from the following pages (cut out), butcher paper or regular pieces of paper that you can lay out for the path, and something to represent a gate, such as a chair or piano bench



### STEP 1: JESUS CHRIST

READ THIS PART OF 3 NEPHI 27:14: "AND MY FATHER SENT ME THAT I MIGHT BE LIFTED UP UPON THE CROSS; AND AFTER THAT I HAD BEEN LIFTED UP UPON THE CROSS, THAT I MIGHT DRAW ALL MEN UNTO ME." DISCUSS WHO WAS SPEAKING IN THIS VERSE. PUT UP A PICTURE OF CHRIST. REMIND THEM OF WHAT HE'S DONE FOR US AND THAT HE WANTS ALL OF US TO COME UNTO HIM.



### STEP 2: LAY OUT THE PATH/FAITH



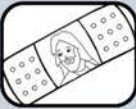
2 NEPHI 31:18 EXPLAINS THAT THERE IS A "STRAIGHT AND NARROW PATH WHICH LEADS TO ETERNAL LIFE," AND THERE IS A GATE THAT WE ENTER IN TO GET ON THAT PATH. SET UP SOMETHING SIMPLE TO REPRESENT A GATE (SOMETHING LIKE A CHAIR OR A PIANO BENCH WOULD WORK GREAT). ROLL OUT SOME BUTCHER PAPER TO MAKE A PATH FROM THE GATE TO THE PICTURE OF CHRIST. IF YOU DON'T HAVE BUTCHER PAPER, YOU CAN MAKE A PATH BY SETTING REGULAR PIECES OF PAPER DOWN. EXPLAIN THAT IN 2 NEPHI 31:10, CHRIST SAYS, "FOLLOW THOU ME." TO HAVE FAITH IS TO HAVE CONFIDENCE IN SOMETHING OR SOMEONE. IT'S A PRINCIPLE OF ACTION AND POWER. WHAT WILL WE DO IF WE HAVE FAITH? IF WE HAVE FAITH IN CHRIST, WILL WE STAY OUTSIDE OF THE GATE OR TRY TO GET THROUGH THE GATE AND FOLLOW THE PATH TO CHRIST? SHOW THEM THE FAITH PICTURE. SET IT IN FRONT OF THE GATE.





## STEP 3: BAPTISM GATE

HOW DO WE GET INSIDE THE GATE? 3 NEPHI 27:21 EXPLAINS THAT WE SHOULD DO THE THINGS THAT WE'VE SEEN JESUS DO. WHAT ARE SOME THINGS THAT WE'VE SEEN JESUS DO? READ 2 NEPHI 31:4-5 TO HEAR WHAT JESUS DID THAT WE ALSO NEED TO DO TO COME UNTO HIM (GET BAPTIZED). TAPE THE GATE PICTURE ONTO THE ITEM THAT REPRESENTS YOUR GATE. REMIND THEM THAT WHEN WE'RE BAPTIZED, WE'RE MAKING A LIFELONG COMMITMENT TO FOLLOW JESUS CHRIST. IF YOU CHOOSE TO ENTER THE GATE OF BAPTISM, IT'S YOUR WAY OF SHOWING CHRIST YOU WANT TO FOLLOW HIM.



## STEP 4: REPENTANCE

READ 2 NEPHI 31:11 AND ASK THEM TO LISTEN FOR ANOTHER THING WE NEED TO DO. SHOW THE PICTURE OF REPENTANCE, AND PLACE IT BY THE GATE. IS REPENTANCE SOMETHING WE DO ONCE AND THEN NEVER HAVE TO DO AGAIN? NO, WE NEED TO REPENT DAILY.



## STEP 5: THE HOLY GHOST

READ 2 NEPHI 31: 17 AND HAVE THEM LISTEN FOR ANOTHER THING THAT COMES AFTER REPENTANCE AND BAPTISM (THE HOLY GHOST). SHOW THEM THE HOLY GHOST PICTURE, DISCUSS IN AS MUCH DEPTH AS NEEDED, AND PLACE IT ON THE PATH AS WELL.



## STEP 6: ENDURE TO THE END

IS THE PATH TO CHRIST SOMETHING THAT TAKES ONLY A MINUTE TO COMPLETE? ASK THIS QUESTION FROM 2 NEPHI 31:19: "AFTER YOU'VE GOTTEN INTO THIS STRAIGHT AND NARROW PATH, I WOULD ASK IF ALL IS DONE?" READ 2 NEPHI 31:19-20 AND DISCUSS THINGS WE NEED TO DO TO CONTINUE ON THE PATH. ETERNAL LIFE IS TO KNOW HEAVENLY FATHER AND JESUS CHRIST. IF WE ENDURE TO THE END OF OUR LIVES AND "RELY ON THE MERITS" OF CHRIST AS WE WALK ON THIS PATH, WE WILL COME TO KNOW HIM AND HEAVENLY FATHER.



## STEP 7: PICTURES ON THE PATH



WHAT GOOD THINGS CAN WE DO THAT WILL HELP US STAY ON THE PATH? DISCUSS THINGS SUCH AS SCRIPTURE STUDY, PRAYER, GOING TO CHURCH, THE TEMPLE, SERVING OTHERS, OBEYING, ETC. EITHER HAVE KIDS DRAW/LABEL THESE THINGS ON THE BUTCHER PAPER PATH OR USE THE PICTURES ON THE FOLLOWING PAGES (GLUE THEM ONTO THE PATH). AFTER THIS ACTIVITY, LET THEM DRAW ADDITIONAL PICTURES ON THE BUTCHER PAPER PATH OF THEMSELVES SHOWING SPECIFIC THINGS THEY CAN EACH DO TO ENDURE TO THE END.

# WEEK 12

## GATE AND PATH

PLACE THIS PICTURE OF JESUS CHRIST AT THE END OF THE PATH.




2 Nephi 31-33



# WEEK 12

## GATE AND PATH

PLACE THIS PICTURE ON THE CHAIR/PIANO BENCH/WHATEVER OBJECT YOU'RE USING TO REPRESENT THE GATE.




# WEEK 12

## GATE AND PATH



Faith



Repentance



The Holy Ghost



Scripture Study



Sacrament




Prayer




# WEEK 12

## GATE AND PATH



*Going to Church*



*The Temple*



*Loving and Serving  
Others*



*Obeying*

# WEEK 13

## EASTER BANNER

### Instructions:

- Cut out the banner pieces on the following pages. Punch holes in the corners of them and string them together in order so it spells EASTER (with one of the green flower banner pieces on each end). Place the banner somewhere where it can be seen all week to help remind everyone why we celebrate Easter.
- Cut out the banner picture pieces. On each day (starting the Sunday before Easter), you will add one picture onto the banner as you discuss what happened that day.
- For daily devotional ideas to accompany this banner as you put up the pictures, see “Making Easter a Time to Remember” by Eric D. Huntsman and Trevan G. Hatch (*Liahona*, April 2023). It has daily descriptions, scriptures, videos, songs, and more that could be used to help you remember the true focus of Easter.


*\*To add an extra layer of fun to this, place the banner picture pieces in separate envelopes or containers with a treat. Label the envelopes/containers for each corresponding day. This gives everyone a fun treat to look forward to each day as you discuss the events of the week.*



**WEEK 13**

EASTER BANNER

*Palm Sunday*



Easter

**WEEK 13**

**EASTER BANNER**

*Monday*



**E**


Easter



**WEEK 13**

**EASTER BANNER**

*Tuesday*




**A**

Easter

**WEEK 13**

EASTER BANNER

*Wednesday*



**SS**

Easter



**WEEK 13**

**EASTER BANNER**

*Thursday*



**T**

Easter

**WEEK 13**

**EASTER BANNER**

*Friday*



**E**


Easter



**WEEK 13**

**EASTER BANNER**

*Saturday*




**R**

Easter

**WEEK 13**

EASTER BANNER

*Easter Sunday*



Easter

# WEEK 13

## EASTER BANNER PICTURES

*Monday*



 *Palm Sunday*



**CUT THESE PICTURES  
OUT AND PLACE THEM  
ON THE EASTER  
BANNER EACH DAY  
DURING THE WEEK  
BEFORE EASTER.**

*Tuesday*



Easter



# WEEK 13

## EASTER BANNER PICTURES

*Thursday*

*Wednesday*



*Friday*

**CUT THESE PICTURES  
OUT AND PLACE THEM  
ON THE EASTER  
BANNER EACH DAY  
DURING THE WEEK  
BEFORE EASTER.**



Easter

# WEEK 13

## EASTER BANNER

*Saturday*



*Easter Sunday*

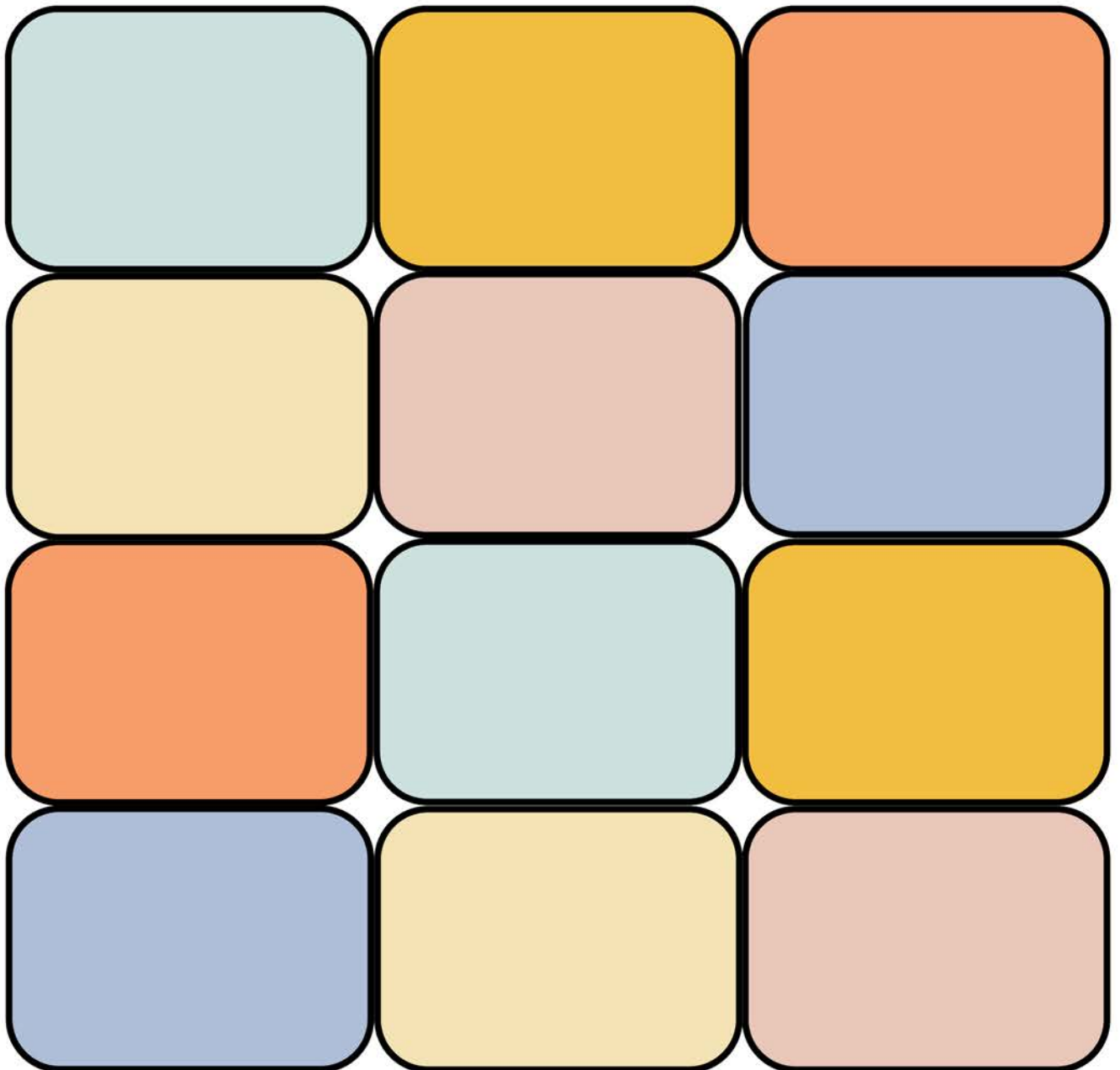
**CUT THESE PICTURES  
OUT AND PLACE THEM  
ON THE EASTER  
BANNER EACH DAY  
DURING THE WEEK  
BEFORE EASTER.**



Easter

# EXTRAS

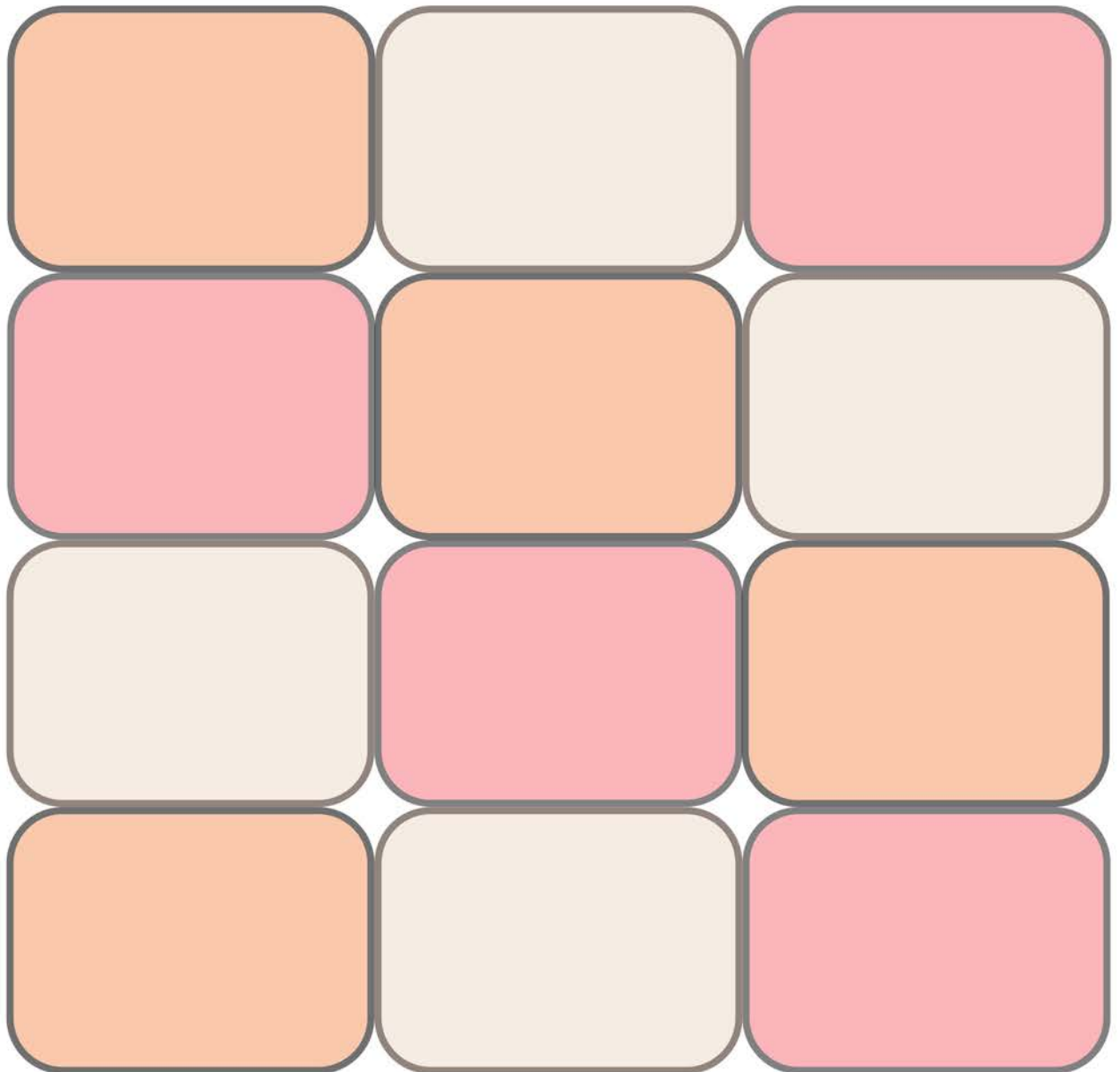
USE THESE BLANK CARDS TO WRITE YOUR OWN SCRIPTURES  
OR SCENARIOS FOR ANY OF THE ACTIVITIES IN THIS BOOK OR  
COME UP WITH ANOTHER CREATIVE WAY TO USE THEM!





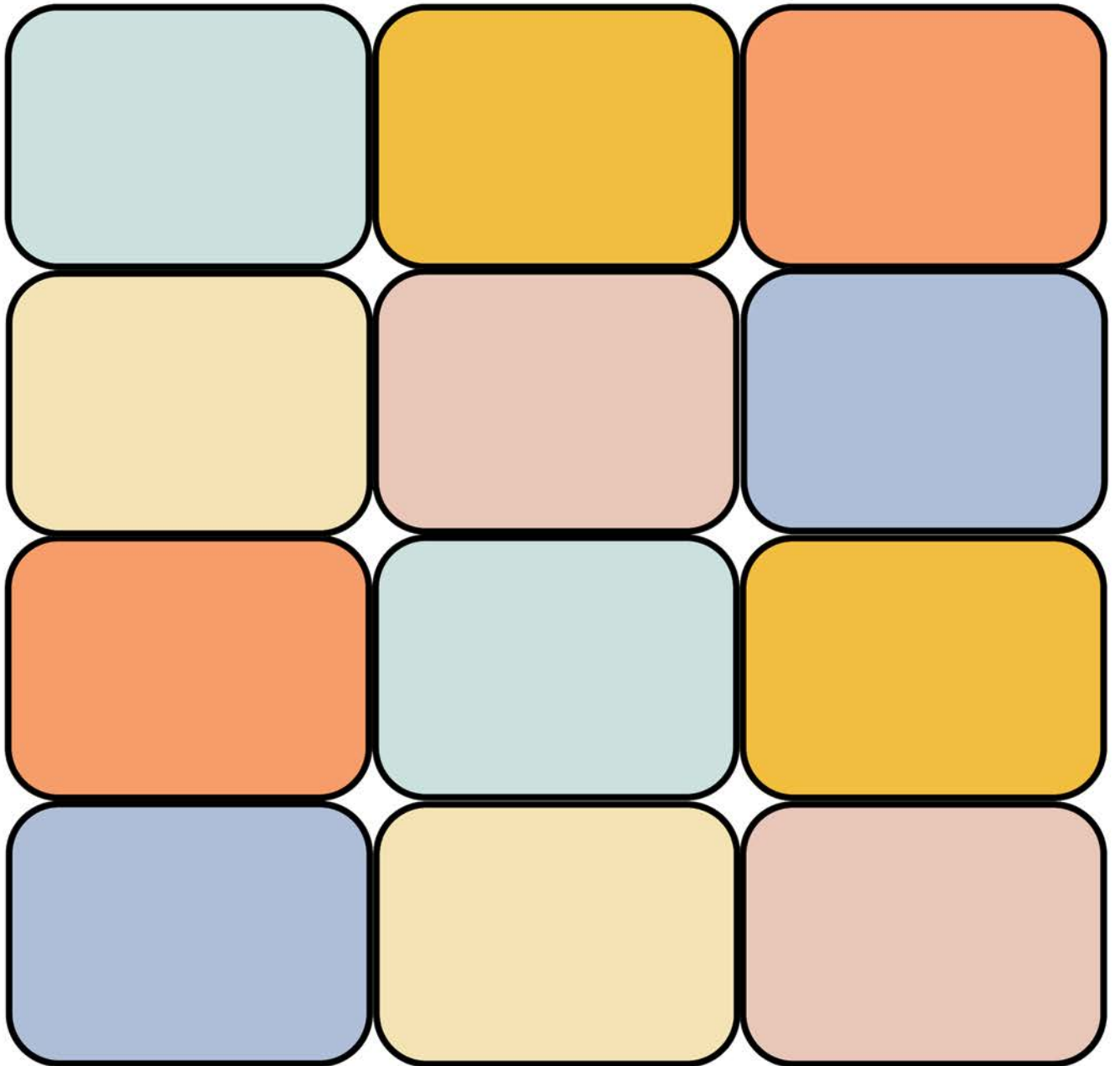
# EXTRAS

USE THESE BLANK CARDS TO WRITE YOUR OWN SCRIPTURES OR SCENARIOS FOR ANY OF THE ACTIVITIES IN THIS BOOK OR COME UP WITH ANOTHER CREATIVE WAY TO USE THEM!



# EXTRAS

USE THESE BLANK CARDS TO WRITE YOUR OWN SCRIPTURES OR SCENARIOS FOR ANY OF THE ACTIVITIES IN THIS BOOK OR COME UP WITH ANOTHER CREATIVE WAY TO USE THEM!





**Come, Follow Me**

**Hands-On  
Learning**